

# IMPROVE Act

TSITE Summer Meeting  
July 28, 2017




**Steve Allen**  
**Director**  
**Strategic Transportation Investments Division**

# Outline

- IMPROVE Act
  - Region 1
  - Region 2
  - Region 3
  - Region 4
- 3-Year Program Project Development
  - 3-Year Bridge Program
  - Transit and Aviation Projects
- Project Development Process
  - IMPROVE Act Project Delivery
  - What's Left After the 3-Year Program
  - STID Project Development

# Introduction



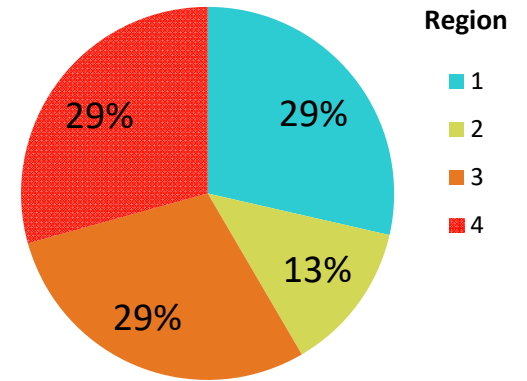
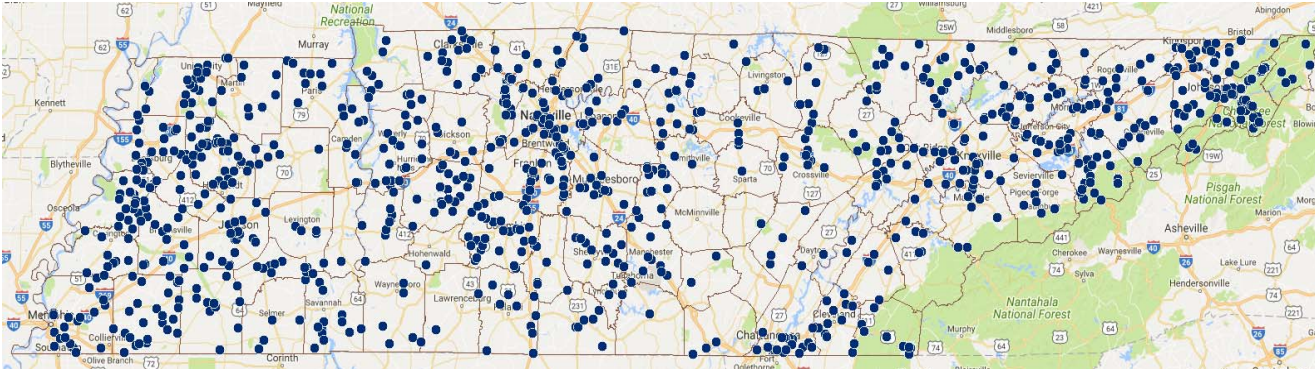
[https://www.youtube.com/watch?v=7\\_CKsmsUVAAs](https://www.youtube.com/watch?v=7_CKsmsUVAAs)

# Introduction

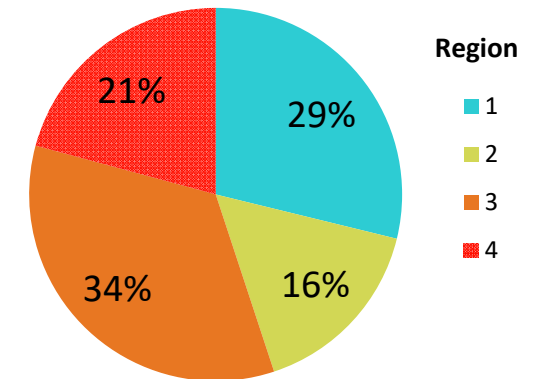
- **I**mproving **M**anufacturing, **P**ublic **R**oads, and **O**pportunities for a **V**ibrant **E**conomy
  - Tax Decreases
    - Sales Tax on Food
    - Franchise and Excise Tax
    - Hall Income Tax
  - Tax Increases
    - Vehicle Registration Fee
    - Electric Vehicle Registration Fee
    - Gas Tax
    - Diesel Tax
    - Compressed Natural Gas and Liquefied Gas

# IMPROVE Act

## IMPROVE Act Projects



## IMPROVE Act Costs



Region	# of Projects	# Backlog	# New Start	Estimated Cost
1	275	48	216	\$ 3,022,650,209
2	125	23	92	\$ 1,687,227,862
3	280	32	242	\$ 3,595,275,979
4	282	49	217	\$ 2,179,562,046
<b>Total</b>	<b>962</b>	<b>152</b>	<b>767*</b>	<b>\$ 10,484,716,096</b>

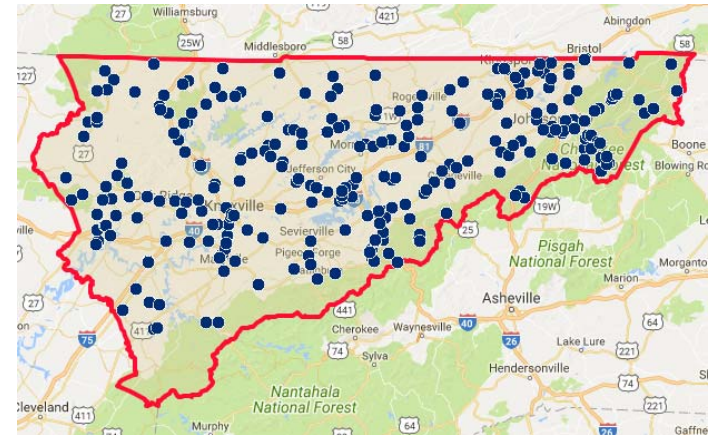
\*115 are not bridge projects

# IMPROVE Act Projects

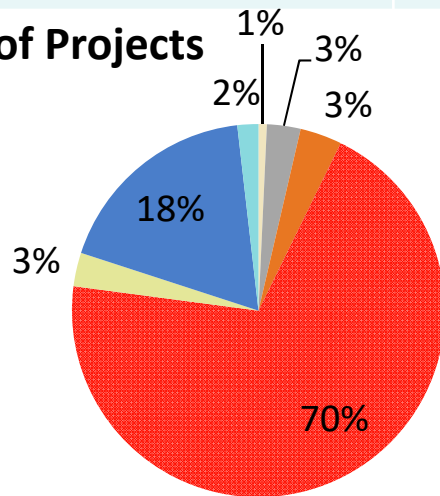
- **Capital Project**
  - Welcome Center Renovations
- **Interstate Modernization**
  - Congestion, Safety, Reliability, Capacity
- **ITS Project**
  - Cameras, Overhead Signs, HELP Program, Maximize Efficiency
- **Bridges**
  - State and Local (for areas that can't support routine maintenance)
- **Primary Trade Corridors**
  - Routes Critical for Moving Goods and Services
- **Economic Developments**
  - Improvement of Accessibility for Urban Growth
- **Safety**
  - Guardrail Additions, Signage, Rumble Strips, etc.

# IMPROVE Act – Region 1

Region 1		
Type of Project	# of Projects	Estimated Cost
Capital Project	2	\$ 6,750,000
Interstate Modernization	8	\$ 559,757,158
ITS Project	10	\$ 25,056,000
Bridges	192	\$ 308,075,404
Primary Trade Corridors	8	\$ 298,030,884
Economic Developments	50	\$ 1,745,662,763
Safety	5	\$ 79,318,000
<b>Total</b>	<b>275</b>	<b>\$ 3,022,650,209</b>

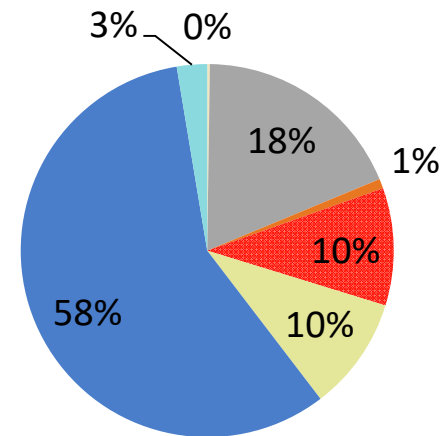


# of Projects



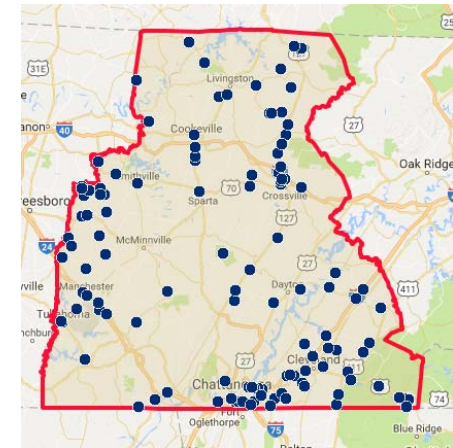
- Capital Project
- Interstate Modernization
- ITS Project
- Bridges
- Primary Trade Corridors
- Economic Developments
- Safety

Cost of Projects

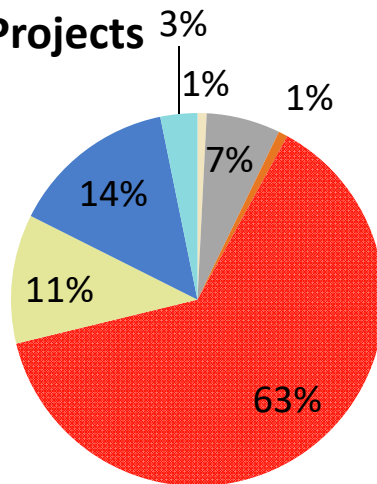


# IMPROVE Act – Region 2

Region 2		
Type of Project	# of Projects	Estimated Cost
Capital Project	1	\$ 3,750,000
Interstate Modernization	8	\$ 455,282,639
ITS Project	1	\$ 2,800,000
Bridges	79	\$ 120,506,181
Primary Trade Corridors	14	\$ 739,900,000
Economic Developments	18	\$ 338,389,042
Safety	4	\$ 26,600,000
<b>Total</b>	<b>125</b>	<b>\$ 1,687,227,862</b>

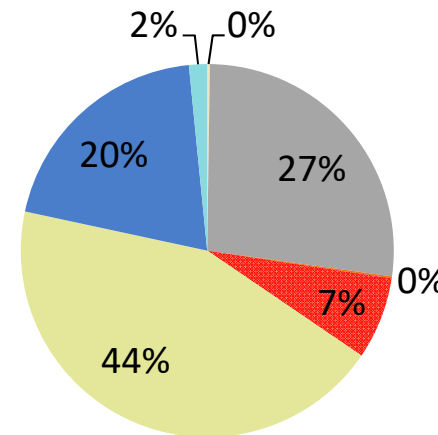


# of Projects



- Capital Project
- Interstate Modernization
- ITS Project
- Bridges
- Primary Trade Corridors
- Economic Developments
- Safety

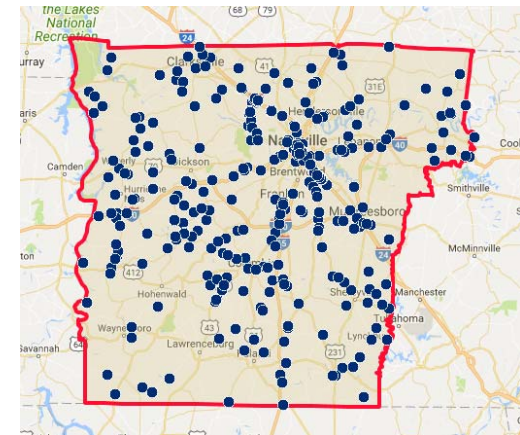
Cost of Projects



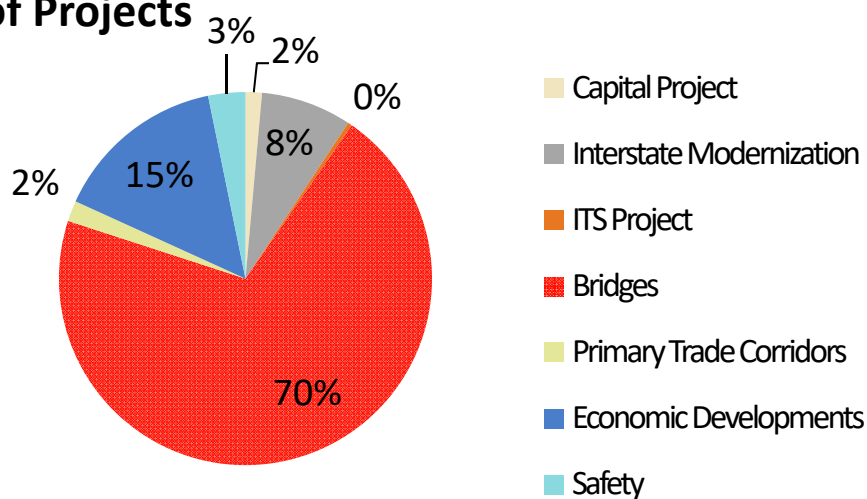


# IMPROVE Act – Region 3

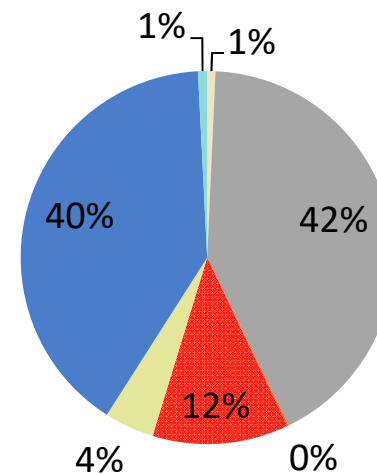
Region 3		
Type of Project	# of Projects	Estimated Cost
Capital Project	4	\$ 25,500,000
Interstate Modernization	22	\$ 1,514,206,598
ITS Project	1	\$ 4,000,000
Bridges	197	\$ 424,524,432
Primary Trade Corridors	5	\$ 154,700,000
Economic Developments	42	\$ 1,443,607,949
Safety	9	\$ 28,937,000
<b>Total</b>	<b>280</b>	<b>\$ 3,595,475,979</b>



# of Projects

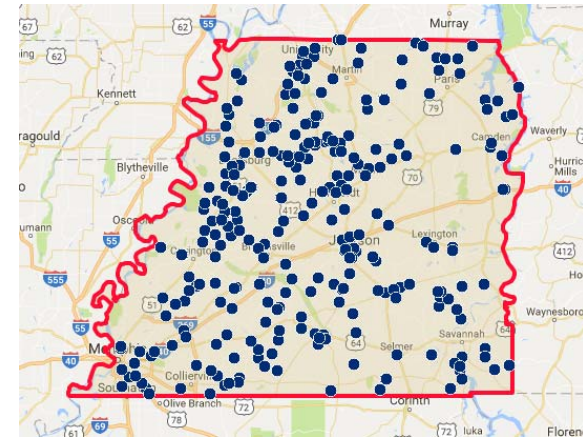


Cost of Projects

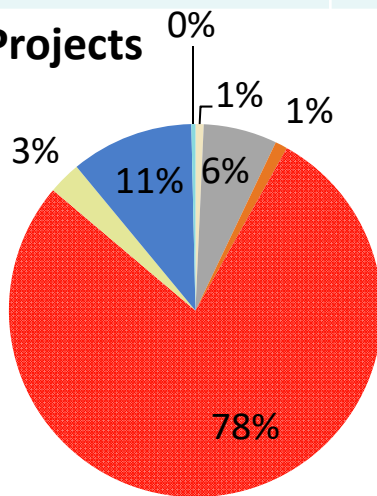


# IMPROVE Act – Region 4

Region 4		
Type of Project	# of Projects	Estimated Cost
Capital Project	2	\$ 6,750,000
Interstate Modernization	18	\$ 891,368,608
ITS Project	3	\$ 14,600,000
Bridges	220	\$ 198,093,452
Primary Trade Corridors	8	\$ 387,243,000
Economic Developments	30	\$ 679,646,986
Safety	1	\$ 1,860,000
<b>Total</b>	<b>282</b>	<b>\$ 2,179,562,046</b>

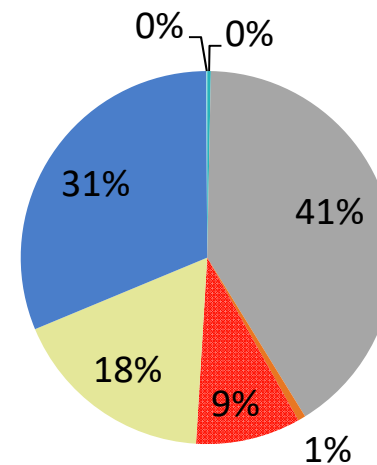


# of Projects



- Capital Project
- Interstate Modernization
- ITS Project
- Bridges
- Primary Trade Corridors
- Economic Developments
- Safety

Cost of Projects

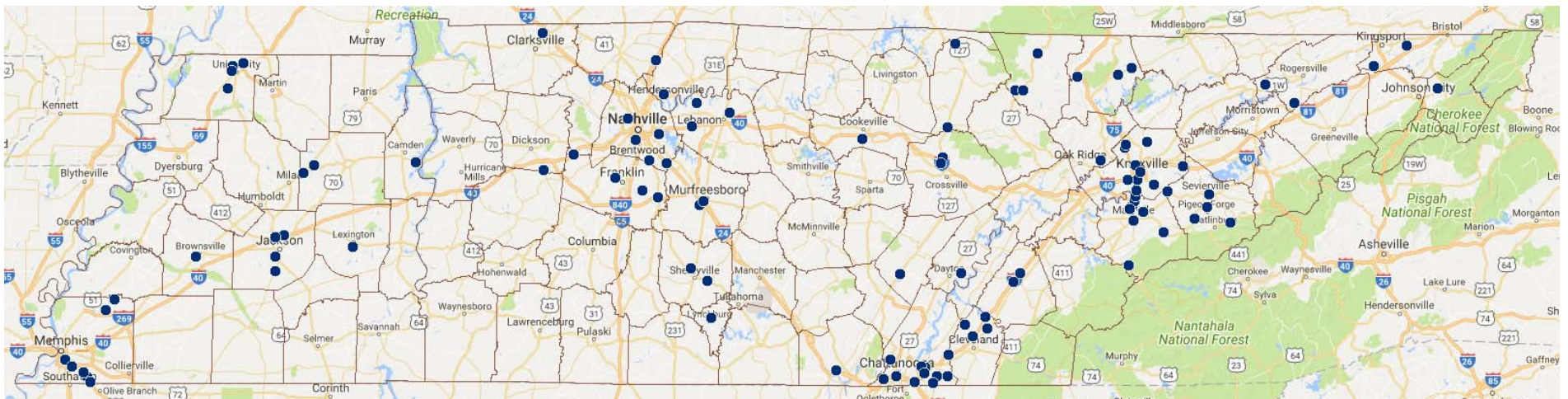


# IMPROVE Act to Project Development

# 3-Year Program FY 2018-20

3-Year Program				
Year Funded	Total # of Projects	Phase		
		PE	CN	RW
FY 2018	59	38	16	5
FY 2019	19	0	13	6
FY 2020	24	0	18	6
<b>Total</b>	<b>102</b>	<b>38</b>	<b>47</b>	<b>17</b>

- 38 new starts (FY 2018)
  - 32 in STID
    - 4 Safety
    - 8 Rural Access
    - 9 Interstate
    - 9 Urban Growth
    - 2 Trade
  - 6 in ITS



# 3-Year Bridge Program FY 2018-20

Region	# of Projects	# Funded in FY 2018	# Funded in FY 2019	# Funded in FY 2020
1	36	30	3	3
2	26	24	2	1
3	40	29	8	2
4	41	32	3	6
<b>Total</b>	<b>143</b>	<b>115</b>	<b>16</b>	<b>12</b>

- 115 new starts (FY 2018)



- Bridge Program
  - State-aid
  - 163 on-system (state) – \$669,305,893
  - 526 off-system (local) – \$391,107,576

# 3-Year Program Guidance

- 5 Funding Phases for “Committed Projects”
  - Preliminary Engineering (PE) or “New Starts”
    - Only applicable to Year 1
    - NEPA no build is considered complete
  - Right of Way (ROW)
  - Construction
  - Stage Construction
  - Paving
- 2 Project Phases
  - Location Studies
  - Environmental Studies

# 3-Year Program FY 2018-20

- Transit Projects
  - Federal Transit Administration Formula Program and State Matching Funds
    - Rural and Urban Transit Assistance Program
    - Student Intern Program
  - Metropolitan Transportation Planning Program
  - Federal Highway Administration Funds
  - Flexed to Federal Transit Administration
  - State Funded Program
    - Urban Transit Operating Assistance
    - Swipe and Ride Program for State Employees
    - Regional Commuter Transportation Assistance
  - Competitive Multimodal Program



# 3-Year Program FY 2018-20

- Aviation Projects
  - Air Carrier Airports (Chattanooga, Knoxville, Memphis, Nashville, Tri-Cities)
  - Statewide Programs: Pavement Management, Pavement Markings
  - General Aviation Airport Projects: Airport Planning, Engineering, Construction, Preservation
  - General Aviation Airport Projects: Airport Safety and Security





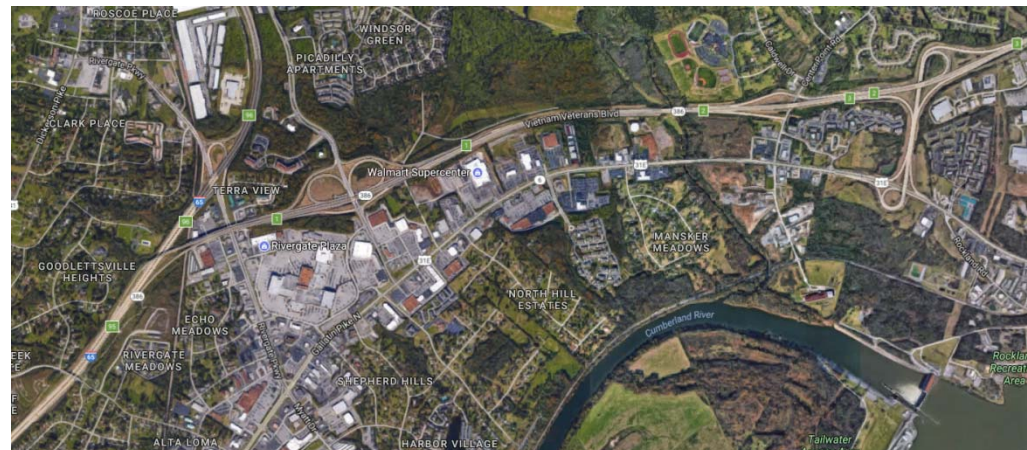
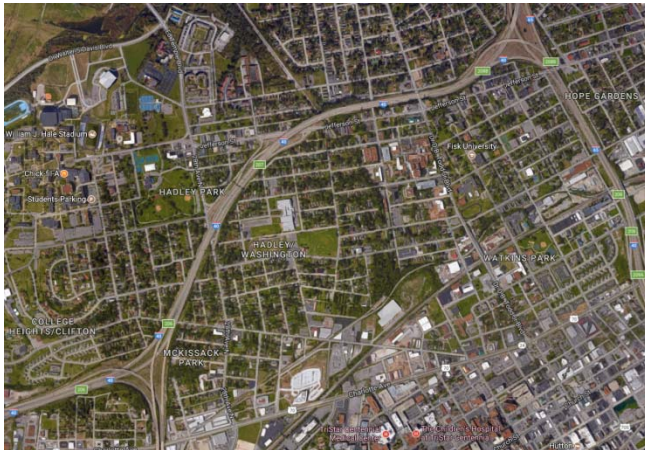
# Project Development Process

# New Starts Funded for PE in FY 2018

- Technical Study
  - Preliminary purpose and need
  - Traffic forecast and operational analysis
  - Safety analysis (crash rates, crash diagrams, CMF comparisons)
  - Environmental and land use considerations
  - Preliminary conceptual design using GEOPAK
  - Cost estimates
- Purpose
  - To provide direction for NEPA document
  - To provide guidance for survey and preliminary design to begin

# New Starts Funded for PE in FY 2018

- Conceptual Studies
  - Determine what is actually needed
  - I-24 (from I-40 to I-440)
  - S.R. 386 (from I-65 to U.S. 31E)
  - Scoping to identify deficiencies, congestion, and safety issues
  - Determine whether projects need technical studies
    - Could recommend a widening or an IAR project



# IMPROVE Act Project Delivery

- High Expectations for Project Delivery
- Must Eliminate Re-Work/Re-Design
- Must Coordinate with Operations
- High Expectations for Streamlined Construction
- We are the Model Agency for Project Delivery!

# What's Left After the 3-Year Program?

Remaining Projects in IMPROVE Act After the 3-Year Program		
Type of Project	# of Projects	Estimated Cost
Capital Project	9	\$ 42,750,000
Interstate Modernization	35	\$ 1,586,189,215
ITS Project	9	\$ 30,925,000
Bridges	545 +143	\$ 1,050,999,469
Primary Trade Corridors	14	\$ 852,093,000
Economic Developments	93	\$ 2,537,098,112
Safety	15	\$ 67,767,000
<b>Total</b>	<b>863</b>	<b>\$ 6,167,821,796</b>

\* Still have 102 new start projects (excluding bridges)

# STID Project Development

- Economic and Community Development (ECD) and State Industrial Access (SIA)
  - Provides funding and technical assistance for highway access to new and expanding industries across the state
- Safety Program
  - Road Safety Audits (RSA's)
  - Prepare safety projects in-house → saves \$1,000,000

*Thank You!*

*Questions & Comments*

# Contact Information

***Steve Allen, Director***

Strategic Transportation Investments Division

Tel: (615) 741-2208

E-mail: [Steve.Allen@tn.gov](mailto:Steve.Allen@tn.gov)

